


(1) (a) Statement showing Shareholding Pattern

Name of the Company: DAIKAFIL CHEMICALS INDIA LTD		BSE- 530825 DAIKAFIL	
Scrip Code, Name of the scrip, class of security:		30 th June, 2014	
Quarter ended :			
Partly paid-up shares:-		No. of partly paid-up shares	As a % of total no. of partly paid-up shares
Held by Promoter / Promoter Group	0	0.0000	0.0000
Held by public	0	0.0000	0.0000
Total	0	0.0000	0.0000
Outstanding convertible securities:-		No. of outstanding securities	As a % of total No. of outstanding convertible securities
Held by Promoter / Promoter Group	0	0.0000	0.0000
Held by public	0	0.0000	0.0000
Total	0	0.0000	0.0000
Warrants:-		No. of warrants	As a % of total no. of warrants
Held by Promoter / Promoter Group	0	0.0000	0.0000
Held by public	0	0.0000	0.0000
Total	0	0.0000	0.0000
Total paid-up capital of the company assuming full conversion of warrants and convertible securities		60000000	




Category code	Category of shareholder	Number/Total number share/d of shares		Number of dematerial form held in	Total shareholding as a percentage of total number of		Shares pledged or otherwise encumbered	
		(III)	(IV)		As a percentage of (A+B) (VI)	As a percentage of (A+B+C) (VII)	Number of shares (VIII)	As a percentage (IX) = (VIII)/(IV)*100
(b)	Qualified Foreign Investors (II)	0	0	0	0.0000	0.0000	-	-
(c)	Any Other							
(d)	Non Resident Indians (Repat)	14	76958	32458	1.2826	1.2826	-	-
i	Non Resident Indians (Non Repat)	8	5359	5359	0.0893	0.0893	-	-
ii	Foreign Companies	1	749700	0	12.4950	12.4950	-	-
iii	Clearing Member	15	50702	50702	0.8450	0.8450	-	-
iv	Foreign Collaborators	1	245000	0	4.0833	4.0833	-	-
v	Trust	0	0	0	0.0000	0.0000	-	-
vi	Sub Total (B)(2)	2906	4053451	2670701	67.5575	67.5575	-	-
	Total Public Shareholding Public Group	2912	4062851	2670701	67.7142	67.7142	NA	NA
	(B)=(B)(1)+(B)(2)	2924	6000000	4607750	100.0000	100.0000		
(c)	Shares held by custodians and against which Depository Receipts have been issued							
i	Promoter and Promoter group	0	0	0	0.0000	0.0000	0	0.0000
ii	Public	0	0	0	0.0000	0.0000	0	0.0000
	Sub Total (C)	0	0	0	0	0	0	0
	GRAND TOTAL (A)+(B)+(C)	2924	6000000	4607750	100.0000	100.0000	0.0000	0.0000



(1)(b) Statement showing holding of securities (including shares, warrants, convertible securities) of persons belonging to the category "Promoter and Promoter Group"

Sr. No.	Name of the shareholder	Details of Shares held			Encumbered shares		Details of warrants				Details of convertible securities		Total shares (including underlying shares assuming full conversion of warrants and convertible securities) as a % of diluted share capital
		Number of shares held	As a % of grand total (A)+(B)+(C)	No. (V)	As a percentage (VI)=(V)/II I*100	As a % of grand total (A)+(B)+(C) of sub-clause (I)(a)	(VII)	Number of warrants held	As a % total number of warrants of the same class	Number of convertible securities held	As a % total number of convertible securities of the same class	(XII)	
1	GITA A PATEL (AAGP1315B)	183300	3.0550	0	0.00	0.00	0	0	0	0	0	3.0550	
2	ARUNA VINODCHANDRA MERCHANT (AGCPM0769N)	60000	1.0000	0	0.00	0.00	0	0	0	0	0	1.0000	
3	PATEL AMIT JAYANT (ADAP5197Q)	927450	15.4575	0	0.00	0.00	0	0	0	0	0	15.4575	
4	CAFEL PVT LTD (AAACC6398L)	503300	8.3883	0	0.00	0.00	0	0	0	0	0	8.3883	
5	PALMANABH VINODCHANDRA MERCHANT (AEPM7681H)	52450	0.8742	0	0.00	0.00	0	0	0	0	0	0.8742	
6	NITIN PRABHIDAS BHAGAT (AFCEB1914M)	50000	0.8333	0	0.00	0.00	0	0	0	0	0	0.8333	
7	SISHIR KASIK AMIN (AADPA5893N)	30800	0.5133	0	0.00	0.00	0	0	0	0	0	0.5133	
8	MITA BHAGAT (AAORB5965B)	25000	0.4167	0	0.00	0.00	0	0	0	0	0	0.4167	
9	SURESH KISHORE TANNA (AACPT3015E)	200	0.0033	0	0.00	0.00	0	0	0	0	0	0.0033	
10	ADITYA A PATEL	100	0.0017	0	0.00	0.00	0	0	0	0	0	0.0017	
11	KISHORE JAGJIVANDAS TANNA (AAEPT1811A)	50	0.0008	0	0.00	0.00	0	0	0	0	0	0.0008	
12	PATEL ADITYA AMIT (ABNPP9928I)	104499	1.7417	0	0.00	0.00	0	0	0	0	0	1.7417	
	TOTAL	193749	32.2858	0	0.0000	0.0000	0	0	0	0	0	32.2858	




(I)(c)(ii) Statement showing holding of securities (including shares, warrants, convertible securities) of persons belonging to the category "Public" and holding more than 1% of the total number of shares


Sr. No.	Name of the shareholder	Number of shares held	Shares as a percentage of total number of shares i.e., Grand Total (A)+(B)+(C) indicated in Statement at para (I)(a) above)	Details of warrants		Details of convertible securities		Total shares (including underlying shares assuming full conversion of warrants and convertible securities) as a % of diluted share capital
				Number of warrants held	As a % total number of warrants of the same class	Number of convertible securities held	% w.r.t total number of convertible securities of the same class	
1	H. G. E. CHEMICAL COMPANY S.A.	749700	12.4950	0	0	0	0	12.4950
2	ADROIT SERV PVT LTD	132235	2.2039	0	0	0	0	2.2039
3	SHARAD KANAYALAL SHAH	122935	2.0489	0	0	0	0	2.0489
4	JAIN PAL JAIN	113025	1.8838	0	0	0	0	1.8838
5	PARASURAMAN RAMESH	87000	1.4500	0	0	0	0	1.4500
6	VIJAY GUPTA (HUF)	109233	1.8206	0	0	0	0	1.8206
7	PHARMASYNTH FORMULATIONS LTD	66266	1.1044	0	0	0	0	1.1044
8	VPG FINSEC PRIVATE LIMITED	69989	1.1665	0	0	0	0	1.1665
9	YOSHIKI TAGAMI (AOAPT1840M)	245000	4.0833	0	0	0	0	4.0833
10	VIJAY PRAKASH GUPTA	64340	1.0723	0	0	0	0	1.0723
11	VIJIT GUPTA	61954	1.0326	0	0	0	0	1.0326
	TOTAL	1821677	30.3613	0	0	0	0	30.3613

(I)(c)(ii) Statement showing holding of securities (including shares, warrants, convertible securities) of persons (together with PAC) belonging to the category "Public" and holding more than 5% of the total number of shares of the company

Sr. No.	Name(s) of the shareholder(s) and the Persons Acting in Concert (PAC) with them	Number of shares	Shares as a percentage of total number of shares i.e., Grand Total (A)+(B)+(C) indicated in Statement at para (I)(a) above)	Details of warrants		Details of convertible securities		Total shares (including underlying shares assuming full conversion of warrants and convertible securities) as a % of diluted share capital
				Number of warrants	As a % total number of warrants of the same class	Number of convertible securities held	% w.r.t total number of convertible securities of the same class	
1	H. G. E. CHEMICAL COMPANY S.A.	749700	12.4950	0	0	0	0	12.495
	TOTAL	749700	12.4950	0	0	0	0	12.495



(I)(d)	Statement showing details of Locked-in shares		
Sr. No.	Name of the shareholder	Number of Locked in Shares	Locked-in shares as a percentage of total number of shares [i.e., Grand Total (A)+(B)+(C) indicated in Statement at para (I)(a) above]
1	H. G. E. CHEMICAL COMPANY S.A.	749700	12.4950
TOTAL		749700	12.4950



(11)(a)	Statement showing details of Depository Receipts (DRs)			
Sr. No.	Type of outstanding DR (ADRs, GDRs, SDRs, etc.)	Number of outstanding DRs	Number of shares underlying outstanding DRs	Shares underlying outstanding DRs as a percentage of total number of shares (i.e., Grand Total (A)+(B)+(C) indicated in Statement at para (1)(a) above]
1	NIL	NIL	NIL	NIL
TOTAL		NIL	NIL	NIL

