


Introductory sub-table (I)(a)



Name of the Company: DAIKAFFIL CHEMICALS INDIA LIMITED			
Scrip Code, Name of the scrip, class of security: 530825, DAIKAFFI, EQUITY			
Quarter ended: 31-12-2013			
Partly paid-up shares:-	No. of partly paid-up shares	As a % of total no. of partly paid-up shares	As a % of total no. of shares of the company
Held by promoter/promoter group		0	0
Held by public		0	0
Total - D	0	0	0
Outstanding convertible securities:-	No. of outstanding securities	As a % of total no. of outstanding convertible securities	As a % of total no. of shares of the company, assuming full conversion of the convertible securities
Held by promoter/promoter group		0	0
Held by public		0	0
Total - E	0	0	0
Warrants:-	No. of warrants	As a % of total no. of warrants	As a % of total no. of shares of the company, assuming full conversion of warrants
Held by promoter/promoter group	0	0	0
Held by public	0	0	0
Total - F	0	0	0
Total paid-up capital of the company, assuming full conversion of warrants and convertible securities		6000000	



Statement Showing Shareholding Pattern								
Category code	Category of Shareholder	Number of Shareholders	Table (I)(a)		Total shareholding as a percentage of total number of shares		Shares Pledged or otherwise encumbered	
			Total number of shares	Number of shares held in dematerialized form	As a percentage of (A+B) ¹	As a percentage of (A+B+C)	Number of shares	As a percentage
(I)	(II)	(III)	(IV)	(V)	(VI)	(VII)	(VIII)	(IX)= (VIII)/(IV)*100
(A)	Shareholding of Promoter and Promoter							
1	Indian							
(a)	Individuals/ Hindu Undivided Family							
		6	958300	958300	15.97	15.97	0	0.00
(b)	Central Government/ State Government(s)	0	0	0	0.00	0.00	0	0.00
(c)	Bodies Corporate	1	503300	503300	8.39	8.39	0	0.00
(d)	Financial Institutions/ Banks	0	0	0	0.00	0.00	0	0.00
(e)	Any Others(Specify)	9	475549	475449	7.93	7.93	0	0.00
(e-i)		0	0	0	0.00	0.00	0	0.00
(e-ii)		0	0	0	0.00	0.00	0	0.00
	Sub Total(A)(1)	16	1937149	1937049	32.29	32.29	0	0.00
2	Foreign							
a	Individuals (Non-Residents Individuals/ Foreign Individuals)	0	0	0	0.00	0.00	0	0.00
b	Bodies Corporate	0	0	0	0.00	0.00	0	0.00
c	Institutions	0	0	0	0.00	0.00	0	0.00
d	Any Others(Specify)	0	0	0	0.00	0.00	0	0.00
d-i		0	0	0	0.00	0.00	0	0.00
d-ii		0	0	0	0.00	0.00	0	0.00
	Sub Total(A)(2)	0	0	0	0.00	0.00	0	0.00
	Total Shareholding of Promoter and	16	1937149	1937049	32.29	32.29	0	0.00
(B)	Public shareholding							
1	Institutions							
(a)	Mutual Funds/ UTI	5	1500	0	0.03	0.03	0	0.00
(b)	Financial Institutions/ Banks	1	7900	0	0.13	0.13	0	0.00
(c)	Central Government/ State Government(s)	0	0	0	0.00	0.00	0	0.00
(d)	Venture Capital Funds	0	0	0	0.00	0.00	0	0.00
(e)	Insurance Companies	0	0	0	0.00	0.00	0	0.00
(f)	Foreign Institutional Investors	0	0	0	0.00	0.00	0	0.00
(g)	Foreign Venture Capital Investors	0	0	0	0.00	0.00	0	0.00
(h)	Any Other (specify)	0	0	0	0.00	0.00	0	0.00
(h-i)		0	0	0	0.00	0.00	0	0.00
(h-ii)		0	0	0	0.00	0.00	0	0.00
	Sub-Total (B)(1)	6	9400	0	0.16	0.16	0	0.00
B 2	Non-institutions							
(a)	Bodies Corporate	61	436119	432019	7.27	7.27	0	0.00
(b)	Individuals				0.00	0.00	0	0.00
I	Individuals -i. Individual shareholders holding nominal share capital up to Rs 1 lakh	2801	1355091	1119941	22.58	22.58	0	0.00




II	ii. Individual shareholders holding nominal share capital in excess of Rs. 1 lakh.	35	1185886	1076286	19.76	19.76	0	0.00
(c)	Any Other (specify)							
(c-i)	Clearing Member	8	2106	2106	0.04	0.04	0	0.00
(c-ii)	NRIS	14	76958	32458	1.28	1.28	0	0.00
(c-iii)	NRN	6	2591	2591	0.04	0.04	0	0.00
(c-iv)	Foreign Company / Collaborator	2	994700	0	16.58	16.58	0	0.00
	Sub-Total (B)(2)	2927	4053451	2665401	67.56	67.56	0	0.00
(B)	Total Public Shareholding (B)= (B)(1)+(B)(2)	2933	4062851	2665401	67.71	67.71	0	0.00
	TOTAL (A)+(B)	2949	6000000	4602450	100.00	100.00	0	0.00
(C)	Shares held by Custodians and against which Depository Receipts have been issued							
1	Promoter and Promoter Group	0	0	0	0	0.00	0	0.00
2	Public	0	0	0	0	0.00	0	0
	Sub-Total (C)	0	0	0	0	0	0	0
	GRAND TOTAL (A)+(B)+(C)	2949	6000000	4602450	100.00	100.00	0	0.00

Sr.No
1
2
3
4
5
6
7
8
9

[Handwritten Signature]



Notes

Foreign Shareholding is 1074249 representing 17.90% of the total share capital



A handwritten signature in blue ink is written over a circular purple stamp. The stamp contains the text "DAKAFIL CHEMICALS INDIA LTD." around the perimeter and "MUMBAI" in the center, with a small star at the bottom.

(I)(b) Statement showing holding of securities (including shares, warrants, convertible securities) of persons belonging to the category "Promoter and Promoter Group"

Sr. No.	Name of the shareholder	Details of Shares held		Encumbered shares (*)			Details of warrants		Details of convertible securities		Total shares (including underlying shares assuming full conversion of warrants and convertible securities) as a % of diluted share capital
		Number of shares held	As a % of grand total (A)+(B)+(C)	No.	As a percentage	As a % of grand total (A)+(B)+(C) of sub-clause (I)(a)	Number of warrants held	As a % total number of warrants of the same class	Number of convertible securities held	As a % total number of convertible securities of the same class	
(i)	(ii)	(iii)	(iv)	(v)	(vi)=(v)/(iii)*100	(vii)	(viii)	(ix)	(x)	(xi)	(xii)
1	CAFFIL PRIVATE LIMITED (AAACC6398L)	503300	8.39	0	0.00	0.00	0	0	0	0	0
2	AMIT JAYANT PATEL (ADAPP5197Q)	927450	15.46	0	0.00	0.00	0	0	0	0	0
3	GITA AMIT PATEL (AAHPP6402G)	183300	3.06	0	0.00	0.00	0	0	0	0	0
4	ADITYA AMIT PATEL (ABNPP9928J)	104499	1.74	0	0.00	0.00	0	0	0	0	0
5	ARUNA VINODCHANDRA MERCHANT (AGCPM0769N)	60000	1.00	0	0.00	0.00	0	0	0	0	0
6	NITIN PRABHUDAS BHAGAT (AFCPB1914M)	50000	0.83	0	0.00	0.00	0	0	0	0	0
7	PADMANABH MERCHANT. (AAEPM7681H)	52450	0.87	0	0.00	0.00	0	0	0	0	0
8	SISHIR R AMIN (AADPA5893N)	30800	0.51	0	0.00	0.00	0	0	0	0	0
9	MITA BHAGAT (AAOPB5965B)	25000	0.42	0	0.00	0.00	0	0	0	0	0
10	SURBHI KISHORE TANNA (AACPT3015E)	200	0.00	0	0.00	0.00	0	0	0	0	0
11	ADITYA AMIT.PATEL (ABNPP9928J)	100	0.00	0	0.00	0.00	0	0	0	0	0
12	KISHORE JAGJIVANDAS TANNA (AAEPT1811A)	50	0.00	0	0.00	0.00	0	0	0	0	0
TOTAL		1937149	32.29	0	0.00	0.00	0	0	0	0	0

(*) The term "encumbrance" has the same meaning as assigned to it in regulation 28(3) of the SAST Regulations, 2011



(I)(c)(i) Statement showing holding of securities (including shares, warrants, convertible securities) of persons belonging to the category "Public" and holding more than 1% of the total number of shares


Sr. No.	Name of the shareholder	Number of shares held	Shares as a percentage of total number of shares {i.e., Grand Total (A)+(B)+(C) indicated in Statement at para (I)(a) above}	Details of warrants		Details of convertible securities		Total shares (including underlying shares assuming full conversion of warrants and convertible securities) as a % of diluted share capital
				Number of warrants held	As a % total number of warrants of the same class	Number of convertible securities held	% w.r.t total number of convertible securities of the same class	
1	H.G.E. CHEMICAL COMPANY S.A.	749,700	12.50	0	0	0	0	0
2	ADROIT SERVE PRIVATE LIMITED	131,357	2.19	0	0	0	0	0
4	SHARAD KANAYALAL SHAH	125,935	2.10	0	0	0	0	0
5	JAIN PAL JAIN	113,025	1.88	0	0	0	0	0
6	PARASURAMAN RAMESH	87,000	1.45	0	0	0	0	0
7	VIJAY GUPTA HUF	99,233	1.65	0	0	0	0	0
8	PHARMASYNTH FORMULATIONS LTD	66266	1.10	0	0	0	0	0
9	VPG Finsec Private Limited	62100	1.04	0	0	0	0	0
TOTAL		1434616	23.91	0	0	0	0	0



[Handwritten signature in blue ink]

(I)(c)(ii) Statement showing holding of securities (including shares, warrants, convertible securities) of persons (together with PAC) belonging to the category "Public" and holding more than 5% of the total number of shares of the company


Sr. No.	Name(s) of the shareholder(s) and the Persons Acting in Concert (PAC) with them	Number of shares	Shares as a percentage of total number of shares {i.e., Grand Total (A)+(B)+(C) indicated in Statement at para (I)(a) above}	Details of warrants		Details of convertible securities		Total shares (including underlying shares assuming full conversion of warrants and convertible securities) as a % of diluted share capital
				Number of warrants	As a % total number of warrants of the same class	Number of convertible securities held	% w.r.t total number of convertible securities of the same class	
1	H.G.E. CHEMICAL COMPANY S.A.	749,700	12.50	0	0	0	0	0
TOTAL		749700	12.50	0	0	0	0	0



[Handwritten signature in blue ink]

(I)(d) Statement showing details of locked-in shares


Sr. No.	Name of the shareholder	Number of locked-in shares	Locked-in shares as a percentage of total number of shares (i.e., Grand Total (A)+(B)+(C) indicated in Statement at para (I)(a) above)
1			0.00
2			0.00
3			0.00
4	NIL		0.00
5			0.00
6			0.00
7			0.00
8			0.00
9			0.00
TOTAL		0	0.00



A handwritten signature in blue ink is written over a circular purple stamp. The stamp contains the text "GANESHIL CHEMICALS INDIA LTD." around the top edge and "MUMBAI" in the center. There is a small star symbol at the bottom of the stamp.

(II)(a) Statement showing details of Depository Receipts (DRs)

Sr. No.	Type of outstanding DR (ADRs, GDRs, SDRs, etc.)	Number of outstanding DRs	Number of shares underlying outstanding DRs	Shares underlying outstanding DRs as a percentage of total number of shares {i.e., Grand Total (A)+(B)+(C) indicated in Statement at para (I)(a) above}
1				0.00
2				0.00
3				0.00
4				0.00
5	NIL			0.00
6				0.00
7				0.00
8				0.00
9				0.00
TOTAL		0	0	0.00



A large, stylized handwritten signature in blue ink, written over the stamp.

(II)(b) Statement showing holding of Depository Receipts (DRs), where underlying shares held by "promoter/promoter group" are in excess of 1% of the total number of shares

Sr. No.	Name of the DR Holder	Type of outstanding DR (ADRs, GDRs, SDRs, etc.)	Number of shares underlying outstanding DRs	Shares underlying outstanding DRs as a percentage of total number of shares (i.e., Grand Total (A)+(B)+(C) indicated in Statement at para (I)(a) above}
1				0.00
2				0.00
3				0.00
4				0.00
5	NIL			0.00
6				0.00
7				0.00
8				0.00
9				0.00
TOTAL			0	0.00

